

2019 THE FORETRAVEL REALM FS6

The REALM of dreams is here...



FORETRAVEL
MOTORCOACH



REALM: A Royal Kingdom;
a domain within which anything may occur, prevail or dominate.

Available Exclusively at MHSRV.com

The REALM's cutting edge design sets it apart from every other luxury motor coach on the market today. Rivalled only by the high-end automotive world, the REALM FS6 exudes luxury and refinement.



Meticulously designed front grill, headlight accents and intricate fiberglass cap design



REALM-AIR dual overhead fairings that reduce wind drag for superior aerodynamics



Haloed Xenon front headlamps



LED under-coach lighting package



Opulent interior décor, handcrafted wood packages and natural quartz countertops

The Foretravel REALM FS6 perfectly combines power, prestige & performance!

FORE-SLIDE



The REALM's slide-out rooms feature pneumatic seals that provide a literal airtight seal completely around the entire slide-out room regardless of slide position. They also feature a power drop down flooring system that gives the REALM not only a flat-floor when extended, but a true flat-floor when retracted as well. Don't look for an interior carpet lip, exterior silicone beads, pop-rivets, screws, plastic moldings, or unattractive and intrusive slide-out room mechanisms to waste your valuable storage space. On a REALM, all you will find is the absolute finest in fit, finish and function offered in a slide-out room today.

REALM FS6 safety far exceeds the industry norm

Just a few highlights include:

- Spartan Advanced Protection System®
- Automatic traction control
- Collision mitigation system with Adaptive Cruise Control
- Electronic stability control
- All-wheel disc brakes
- A tire pressure sensor system
- "Premier Steer" steering assist system
- Race-inspired Bilstein® shocks validated to the REALM's specifications



Steel construction instead of aluminum



TYRON's® Bead-Lock Wheel Safety Bands



Mobile-eye® Collision Avoidance System



Fogmaker Fire Suppression System for the engine

Just a few of the available features on the ALL NEW REALM FS6

Premiere *Steer*



Column Drive System - Arrive Relaxed & Refreshed

"Bird's Eye View" coach monitoring system for the absolute ultimate in coach visibility!

- Eliminates "Danger Zones" from all sides
- High resolution camera images displayed
- Easy-to-follow guidelines while backing up
- Multiple single camera views around vehicle
- Triggered single camera views around vehicle
- Toggled views for any single camera



Remote control rear camera for optimal visibility in every scenario!

Xtreme-Schemes by Foretravel



Far above the "4 color" industry norm, a REALM FS6 is a true rolling artistic masterpiece.

CRESTRON® Coach Command



Take **CONTROL** of your REALM!

Coach Command controls a multitude of functions including changing the undercarriage lights with precise control!



Parking



Driving

CONNECTING MOBILE LIFESTYLES™



Flat Floor Rear Bath!

This is no small feat when compared to the competition.



REALM vs.



Competition

No more unsafe & unsightly steps!

Exclusive to the REALM FS6 is the Spartan **K4605** chassis.

The K4605 is not only massive in stature, but boasts a best-in-class 20,000 lb. Independent Front Suspension, Cummins 605HP diesel engine, Torqued-Box Structural Frame, the **Spartan Advanced Protection System** & passive steering rear tag axle for incomparable handling and maneuverability. Once behind the wheel of a **Realm FS6**, you will instantly realize that this is the pinnacle of luxury motor coach driving performance.



Independent Front Suspension

The independent front suspension is computer analyzed and custom tuned to provide optimal comfort and control.



Passive Steer Tag Axle

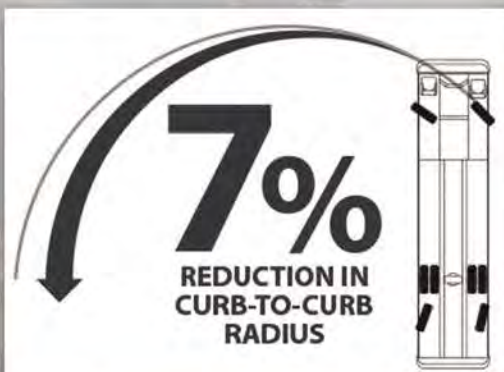


Featuring OnGuardACTIVE™

Spartan's Advanced Protection System® (APS), is the industry's first comprehensive set of RV-specific safety features designed to provide additional protection, security and value to coach buyers so you can focus on the road ahead.

Other Features Include:

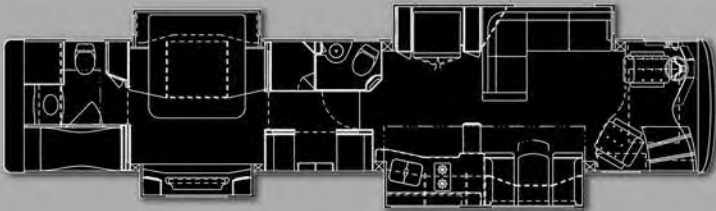
- ❑ Collision Mitigation System with Adaptive Cruise Control.
- ❑ Spartan Safe Haul™ (industry's only factory-chassis integrated air supply for tow vehicle brake systems).
- ❑ A 7% reduction in curb-to-curb turning radius means you can navigate the twists and tight spaces of parks and parking lots with greater confidence.
- ❑ Backing up your coach is hassle-free with our auto-alignment system straightening and locking the tag axle for precise maneuvering control.





The LVSpa is unlike any luxury motor coach in the world; offering, not only a large walk-in closet with built in shoe rack, but an unheard of 2 full baths! The feature that transforms this floor plan into a Spa like retreat is the ultra-high end massaging tub in the master bath. The Kohler Underscore® bath combines BubbleMassage™ hydrotherapy, VjbrAcoustic® sound waves, Chromatherapy, and Bask™ heated surface for a complete mind-body sensory experience.

The Foretravel REALM FS6 is available in five Luxury Villa floor plans that offer unprecedented livability and stately accommodations befitting any RV lifestyle.



LVSpa



Shown in Excalibur & Polished Stone





The LVB is a Two Full Bath/Bunk model and is highlighted by: Drop-down living room TV, stack W/D, 600D Aqua Hot & Mach 5 water pump. Bunk beds include large LED TV's, Blu-ray players, in-direct lighting, individual A/C, charging stations and much more!

Shown in Crown Jewel & Walnut



LVB



Each Bunk has it's own AC vent



Each Bunk has it's own LED TV & Headphones



Each Bunk has it's own window & storage



Each Bunk has a controller for the LED Lights



Master Shower

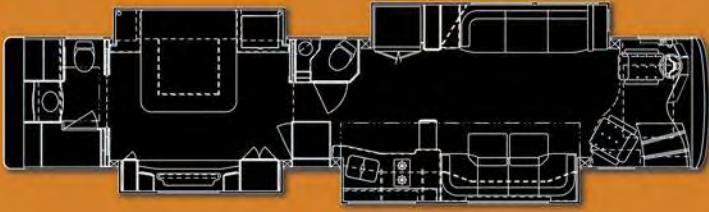


Guest Shower





The LVMS is unlike any luxury motor coach in the world; offering multiple living & dining accommodations highlighted by the dual power adjustable dinette tables and extra large U-shaped lounge and a master suite arrangement unlike any other.



LVMS

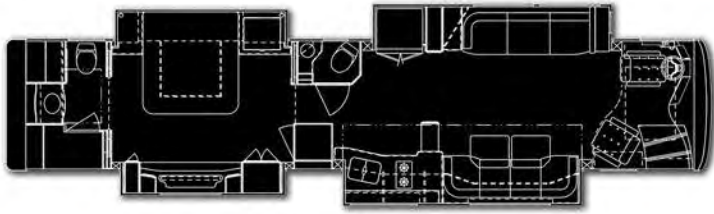


Shown in Stonehenge & Walnut Gloss





The LVMS is unlike any luxury motor coach in the world; offering multiple living & dining accommodations highlighted by the dual power adjustable dinette tables and extra large U-shaped lounge and a master suite arrangement unlike any other.



LVMS



Shown in Excalibur & Polished Stone





The LV1 is a bath and a half model highlighted by:
 A mid-ship LED TV, extendable sofa, stack W/D, private water closet in master bath, power-lift bedroom LED TV, dual sink basins, massive wardrobe and large master shower with multiple jets.



LV1



Shown in Sherwood and African Mahogany





Shown in Stonehenge & Walnut Gloss

The LV3 is a bath and a half model, highlighted by: Power-lift bedroom LED TV, large tile shower, dual sink vanity, cedar lined closet including a built-in chest of drawers. The over-sized fireplace, LED TV and custom residential furnishings gives the LV3 a beautiful and comforting quality.



LV3



2019 FORETRAVEL REALM FS6

Interior Décor

Countertops

Floorplans

CROWN JEWEL



LONDON BRIDGE



SHERWOOD



STONEHENGE



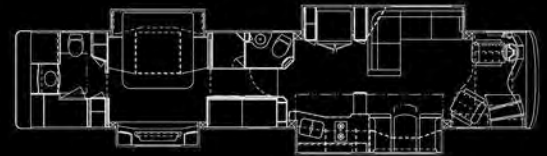
EXCALIBUR



The Foretravel REALM FS6 is available in five Luxury Villa floor plans that offer unprecedented livability and stately accommodations befitting any RV lifestyle.



LVSPA



LVB



LVMS





LV1




LV3


Black Coral



Distressed Copper




Raven Red




Smokey Quartz



Shown with optional chrome body package



poseidon



APOLLO



Sterling



2019 Foretravel REALM FS6 - Features & Construction Highlights*

Chassis Features

Spartan K4 Chassis® w/ Trussed Torque-Box Structural Frame

(The ride and handling of a Foretravel Realm FS6 on a Spartan K4 chassis is significantly improved in all aspects. The frame also has far less camber, improved pass-through storage, a 20K I.F.S., a passive steer rear tag, the Spartan Advanced Protection System and much more. The Realm FS6 is the pinnacle of luxury motor coach driving performance.)

Cummins® ISX 15L 605hp High Torque Diesel Engine

15 Gallon DEF Tank

200 Gallon Fuel Tank w/Side Mount Fuel Sender

ABS (Anti-lock Braking System) w/Automatic Slack Adjusters

Air Disc Brakes All Wheel Positions

Air Quick Connect in Storage Bay

Alcoa Aluminum Wheels w/Dura-Bright® Finish

Allison® 4000MH 6-Speed Transmission

Alternator – 270 amp

ATC (Automatic Traction Control)

Bilstein® Shocks

Front Axle – 20K IFS (Independent Front Suspension)

Hitch – 20K 2.5" Receiver

Leveling, Air – Hadley® SLS (Self Leveling System)

Leveling, Hydraulic - HWH® (Fully Automatic)

Michelin Tires – 365/80R 22.5 Front; 315/80R 22.5 Drive and Tag

Power Tilt and Telescope Wood Grain Steering Wheel w/Integrated Controls

Spartan Advanced Protection System:

- OnGuard™ Active Collision Mitigation System

- Adaptive Cruise

- Electronic Stability Control

Premiere Steer Column Drive System

(Driver's assist system that allows you to increase and decrease your steering efforts proportionate to the coach's speed as well as provides "pull compensation" to avoid the tiresome task of holding the steering wheel into a side wind or against the crown of the road.)

Rear Axle – 20K w/ 4.30:1 Quiet Gear Ratio

Side Mounted Filter Service Center w/ the following integrated:

- Air Dryer

- Air Governor

- Batteries

- Fuel/Water Separator

- PDC (Power Distribution Control or Fuses Panel)

- Power Shut-off Switch

Side Mounted Radiator w/Belt Fan Drive

Steel Construction (A-Pillars, Firewall, Chassis, Trusses, Sidewalls & Rear)

Tag – 14K Purpose Built Passive Steer Axle

Three Stage Compression Brake (HI - MID - LOW)

Three Year or 50,000 Mile Complimentary Chassis Maintenance (REALM FS6 Exclusive)

Exterior Features

ArmorCoat™ Paint Protection Below Windshield

Automotive Xenon Headlamps w/LED accents

Awning, Electric Entry Door

Awning, Patio, Roof-Mounted, Electric (2 passenger side)

Cargo Tray, Electric, Sliding (2)

Chrome Grill & Coach Insignias

Dual Fuel Fills

Dual-Pane, Frameless, Tinted & Insulated Windows

Easy View One Piece Windshield

Electric Entry Step (Braun Extra Heavy-Duty)

Electric Utility Reels - Water & Power

Flush Kit for Black and Gray Tanks

Fog Lights w/Chrome Accents

Freezer, on Slide-Out Tray

Fresh Water Connection, Water Fill Switch

Fresh Water Plumbing Supply Manifold

Hot & Cold Water Faucet, 120v Receptacle

LED Backlit Front Logo

LED Entry Door & Patio Awning Lights

LED Exterior Ground Effects Lighting (multi-color)

LED Marker Lights

LED Storage Bay Lights (Motion Activated)

Lighted Entry Door Handle w/Keypad & Doorbell

One-Piece Cosmo-Lite™ Composite Roof with UV Protection

(Cosmo-Lite™ is a thermoplastic substrate comprised of polypropylene resin reinforced with continuous bidirectional glass fibers. It resists scratches, rot, corrosion, and mildew and is not affected by cleaning related chemicals, or environmental exposure. Cosmo-Lite™ roofs provide significant energy absorption over traditional roof substrates and exhibits thermal expansion similar to aluminum.)

REALM-AIR Integrated Front Fairings Above Windshield

Remote Storage Door Locks

Roof A/C Drains ducted to Bottom Rear of Coach

Seven Pin Trailer Wiring

Utility Station; 50 amp Shoreline Connection, Water Pump Switch, Cable TV

Xtreme-Schemes by Foretravel

Far above the "4-color" industry norm, a Realm is a true rolling master piece of artwork. These multi-color exterior paint schemes include Intricate Designs and detailing that can include Custom Marbling, Ghosting, Metallics, Pearls, Fades and 7- coats of clear that require approx. 650 man-hours per REALM!

Dash & Cockpit Features

12 Volt Accessory Receptacle

AM/FM/CD/Satellite radio (subscription not included)

Battery Boost Switch/Auto-Charge

Bird's Eye View Camera System

Camera, Additional Rear Motorized Back-Up with Control at Dash

Cameras, Side View Mirror Mounts w/Color Monitor

Compass and Outdoor Temperature

Custom Painted Dash Panels

Digital Dash

Generator Auto Start

GPS – Passenger Side Monitor

GPS – Rand McNally RV Navigation w/Touch Screen Dash Monitor

Mobileye® Collision Avoidance System

Pedals, Throttle & Brake Power Adjust

Powered Step-Well Cover w/Two Switch Locations

SilverLeaf Driver Information

Six Way Power Driver seat (Heated & Cooled)

Six Way Power Passenger Seat w/Power Foot Rest (Heated & Cooled)

Steering Wheel, Power Tilt & Telescoping

Steering Wheel, Smart Wheel, w/Radio Controls

Tire Pressure Sensors, Remote

Transmission Gear Selector, Touch-Pad

Windshield/Privacy Shade & Sun Block, Electric

Electronics

Blu-Ray Player Viewable on all TV's

Crestron iPad Coach Command

HD Satellite Dish

High-End Audio Components throughout

LED HDTV Exterior Entertainment Center on Swivel

LED HDTV's in Living and Bedroom area

LED HDTV in Shower/Tub (LVSpa)

SilverLeaf Total Coach Monitor System

Stereo Audio in Bedroom Area

TV Antenna - Electric with Booster

TV Power Lift, Vertical in Bedroom

TV Power Drop Down in Living Room (LVB, LVMS, LVSpa floor plans)

Wi-Fi Ranger

Appliances

Brew Master Beverage Maker

Dishwasher Drawer w/Wood Front

Induction Cook Top (recessed)

Microwave/Convection Oven (Viking®)

Stack Washer/Dryer

Stainless Steel Residential Refrigerator (Viking®)

Vacuum Built-In

Interior Livability Features

Cabinetry, True Handcrafted Woods (no stains) Walnut and African Mahogany

Cabinetry, Beveled, Hand Rubbed & Gloss Finished (Polished Stone)

Cedar Lined Closets

China Toilets w/Macerator

Color-Coordinated Throw Pillows (sofa & bed)

Designer Ceiling Treatments w/LED Lighting (Recessed)

Designer Tile Floors

Designer Tile Showers

- Large shower w/seat in LV1, LV2, LVMS. Custom neo-angled shower in LV3.

Dual Showers in LVB

Shower and Tub/Shower in LVSpa (LVSpa includes Massaging Tub with Following Features)

- BubbleMassage™ 122 air-jets release thousands of air bath bubbles to cushion and massage your body, and Zones of Control™ lets you target the massage to your back, midsection, or feet as well as control the intensity with 18 different levels.

- VIBRAAcoustic® Sound Waves - 6 Hidden speakers emit sound waves into the water that envelop and gently resound within the body. Choose a soothing spa session with built-in compositions, unwind to your own music playlists, or catch up on news and podcasts.

- Bask™ heated surface warms your back and neck with adjustable temperature settings.

- Chromatherapy - Washes the water in a soothing spectrum of lights to suit your mood.

- High resolution touch screen controls to customize the experience.

- Syncs with devices enabled with BLUETOOTH® wireless technology including smartphones, MP3 players, tablets, and laptops.

Electric Exhaust Fan in Bath & Toilet Room w/Auto Rain Sensor

Faucets, High-End & Decor Specific

Fireplace (LV3)

Interior Livability Features Continued;

Bunk Beds include: (LVB)

- 32" LED TV's
- Blu-Ray Players
- Bose Head Phones
- Individually Controlled A/C
- Integrated Grab Handle & Steps
- Multi-Colored Indirect Rope Lighting
- Multi-Plex Controls
- Soft Closing Solid Hardwood Bunk Doors
- Storage Cabinets & Drawers
- Storage Cubby w/Charging Station
- LED Accent Lighting (Counters, Windows, Slides, Ceiling & Door Features, Bunks)
- LED Floor Lights
- LED Lighting Throughout (excluding decorative wall sconces)
- Lighting Controls, Multiplex System
- Natural Quartz Counter Tops
- Sofa, Extendable L-Shaped (LV1, LV3, LVB, LVSpa)
- Sofa, Dual Power Tables (LVMS)
- Sinks, Designer & Decor Specific

FORE-Slides

Not only do all floor plans feature "four-slides"; but more importantly they all feature Foretravel's Fore-Slide technology. These slides are undoubtedly head and shoulders above the competition featuring pneumatic air seals that provide a literal airtight seal completely around each slide-out room regardless of slide position for the premium in fit, finish and function. They also feature a power drop down flooring system that gives the Realm not only a flat-floor when extended, but a true flat-floor when retracted as well. (No interior carpet lip; no overlapping exterior plastic moldings, no exposed rollers, rubber gaskets in the floor, or inferior flap gasket seals.)

Safety Features

- All Coaches Built to RVIA Specifications
- Carbon Monoxide Detector
- Daytime Running Lights
- Electronic Safe
- Fire Extinguishers (2)
- Fog-Maker® Engine Fire Suppression System
- GFI Protected Circuits
- High-Mounted LED Brake Lights
- Lighted Entry-Door Assist Handle
- Flat Floor Rear Bath
- Flat Floor Slides When Retracted During Transit
- LP Leak Detector
- Security System
- Smoke Detector
- Tyron® Bead-Lock Tire Blowout Protection (front tires)

Heating • Cooling • Electrical

- 12 Volt Battery Disconnect
- 12.5kw Diesel Generator w/Power Slide
- 50 amp Shoreline Connection w/Power Cord Reel
- Air Conditioning & Heating w/Hidden Returns
- Air Conditioning Ducted, Three 15,000 BTU w/Heat Pumps
- Aqua-Hot Hydronic Heating
- Aqua-Hot 600D Hydronic Heating (LVB, LVSpa)
- Auto Temp. Start for Generator
- Batteries, Six 8G4D Deep Cycle Gel
- Electric Floor Heat
- Electrical Surge-Suppression System
- Low-Battery Generator Auto-Start
- Mach 5 Headhunter Water Pump (LVB, LVSpa)
- Two 2800 Watt Inverter/Charger

Options

Interior décors:

- Crown Jewel
- Sherwood
- London Bridge
- Stonehenge
- Excalibur

Exterior Colors:

- Black Coral
- Distressed Copper II
- Raven Red
- Smokey Quartz
- Sterling

Wood Packages:

- African Mahogany
- Walnut Gloss
- Polished Stone

Olympian Edition Exterior Paint Options:

- Apollo
- Poseidon



The REALM FS6 is manufactured by the iconic coach company Foretravel, which has been in business since 1967. A Foretravel owner can expect to find nothing short of excellence. Foretravel's commitment goes beyond words and is exemplified by the fact that they back their words up in writing with a 2 year or 24,000 mile limited warranty instead of the one year limited warranty offered by the competition.

Warranty Information

- 2-Year or 24,000 Limited Warranty from Foretravel¹
- 3-Year or 50,000 Mile Chassis Warranty from Spartan¹
- 5-Year or 100,000 Mile Engine Warranty from Cummins¹
- 5-Year or 200,000 Mile Transmission Warranty from Allison¹
- Lifetime Frame Warranty From Spartan¹
- 3-Year or 50,000 Mile No Cost Chassis Maintenance^o (REALM FS6 Exclusive)

Specifications*

- Available Lengths - 45'
- Overall Height - 13' 3" (w/o satellite dish)
- Exterior Width - 102"
- Fuel Capacity - 200 gal.
- DEF Capacity - 15 gal.
- Fresh Water - 127 gal.
- Gray Water - 115 gal.
- Black Water - 56 gal.

800-335-6054

MHSRV.com



*Construction highlights, features & options are subject to change without notice and some standard features do not apply to all production units and or floor plans. All weights and measurements are approximate and may change without notice. ¹All warranties are subject to exclusions & limitations; contact manufacturers for complete details. ^oMaintenance program valid through network of authorized Spartan service facilities only. Contact Spartan for complete details and coverage information. Verify before purchase. ⁺#1 reference per official Stat Surveys Inc. for American built motor homes at time of brochure publication. The information contained in this brochure is believed to be accurate at the time of publication. However, during the model year, it may be necessary to make revisions and Foretravel reserves the right to make all such changes without notice, including prices, colors, materials, tile, equipment and specifications. For more details visit MHSRV.com or call 800-335-6054.

Spartan PremierCare Plan



Freedom To Roam. Worry-Free.

Now one of the most reliable chassis on the market has a maintenance plan to match. PremierCare is a worry-free guarantee for up to the first three years* of ownership. Owners can enjoy scheduled maintenance, roadside assistance, and hundreds of North American service centers. The Spartan PremierCare plan covers routine maintenance services, which protect your chassis, and can be performed with an annual visit to a Spartan authorized service center. Travel with confidence knowing all service and maintenance needs will be performed by a trained professional.







FORETRAVEL



Nationwide Foretravel & Spartan Service Network

Feel free to explore anywhere — with service centers throughout the U.S. and Canada, Foretravel and Spartan are always close by. We believe the premier chassis deserves a premier maintenance plan.



-  Motor Home Specialist (Alvarado, TX)
-  Foretravel Motorcoach (Nacogdoches, TX)
-  Spartan Service Facilities
-  Foretravel Authorized & Customer Recommended Service Facilities

*Restrictions apply, see dealer for details



COMPLIMENTARY PREMIERCARE PLAN[®]

EXCLUSIVE TO THE REALM FS6 - SPARTAN K4605 CHASSIS

12 Month Maintenance

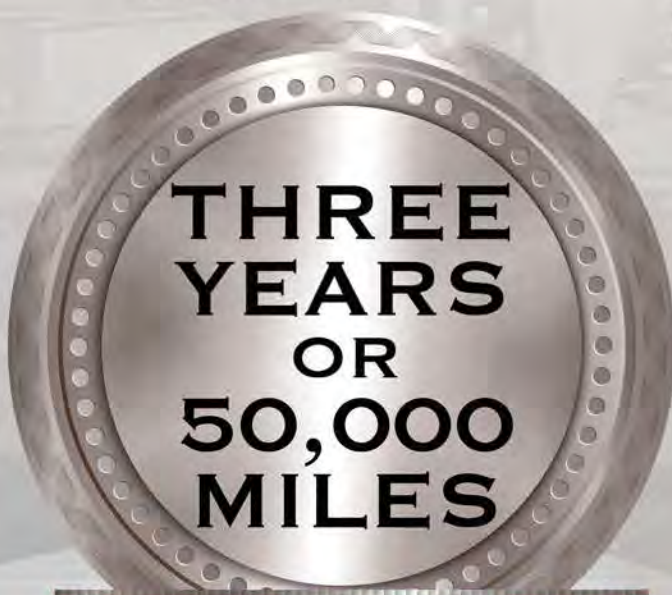
- Air Filter
- Check Ride Height
- Engine Oil & Filter Change
- Fuel Filter Primary
- Fuel Filter Secondary
- Inspect & Clean Cooling Package
- Inspect and Clean Battery Connections
- Lube Chassis & Fan Drive
- Refresh Hub Fluid
- Replace Fan Gear Box Fluid
- Replace Rear Differential Fluid
- Torque U-Bolts

24 Month Maintenance

- Air Filter
- Check Ride Height
- Engine Oil & Filter Change
- Fuel Filter Primary
- Fuel Filter Secondary
- Inspect & Clean Cooling Package
- Inspect and Clean Battery Connections
- Lube Chassis & Fan Drive
- Refresh Hub Fluid
- Replace Fan Gear Box Fluid
- Replace Rear Differential Fluid
- Torque U-Bolts
- Crankcase Filter 150,000 miles or 2 Years
- DEF Filter 200,000 miles or 2 Years
- Replace Air Dryer Filter
- Replace Coolant Filter

36 Month Maintenance

- Air Filter
- Check Ride Height
- Engine Oil & Filter Change
- Fuel Filter Primary
- Fuel Filter Secondary
- Inspect & Clean Cooling Package
- Inspect and Clean Battery Connections
- Lube Chassis & Fan Drive
- Refresh Hub Fluid
- Replace Fan Gear Box Fluid
- Replace Rear Differential Fluid
- Torque U-Bolts
- Crankcase Filter 150,000 miles or 2 Years
- DEF Filter 200,000 miles or 2 Years
- Replace Air Dryer Filter
- Replace Coolant Filter
- Add ELC Coolant Extender & Check ELC Coolant Condition



*Maintenance must be completed at a Certified Spartan facility.
Plan items subject to change per Spartan requirements.
For complete details contact Spartan Chassis.



FORETRAVEL

Available Exclusively at Motor Home Specialist

Your Kingdom Awaits...

800-335-6054 MHSRV.com

Motor Home Specialist, 100 OBanion Way Alvarado, Texas 76009